

# **MOE-OBS CHALLENGE PROGRAMME 2022 2D NON-RESIDENTIAL**

## **Bartley Secondary School**

Briefing for Parents/Guardian  
2 April 2022



Ministry of Education  
SINGAPORE



# **Bartley Secondary School**

**OBS course dates:**

17 – 18 Aug 2022

**Teacher Co-ordinator:**

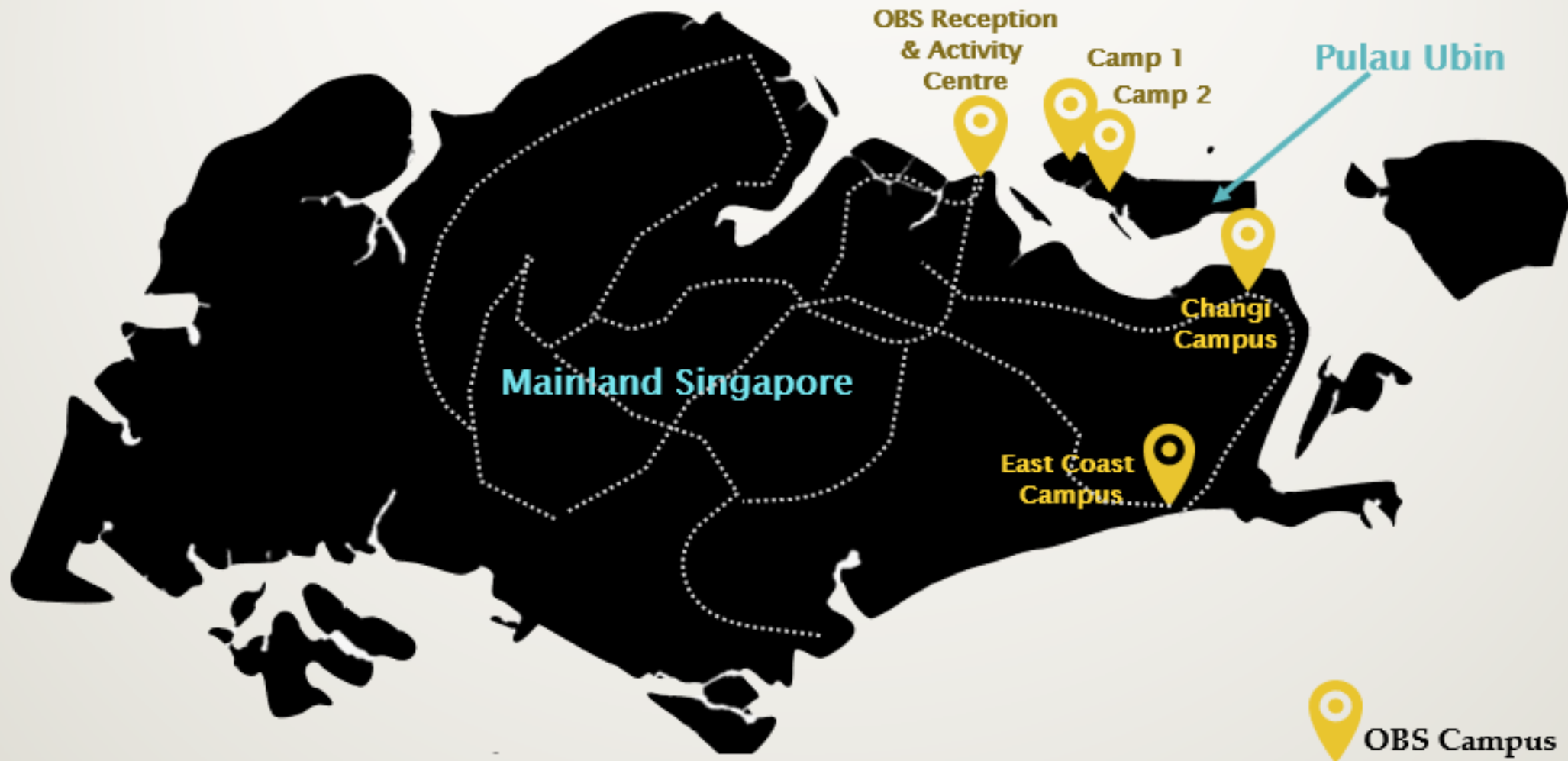
Mr Sim Lai Heng

**Email of Teacher Co-ordinator:**

[sim\\_lai\\_heng@schools.gov.sg](mailto:sim_lai_heng@schools.gov.sg)



# Where will my child be during the 2-day OBS Course?



\*Adhering to Safety Management Measures

**4**

**How do I register for my child?**

# How do you register for your child?

1. Have the following ready:

a. 

d. Child's latest height and weight

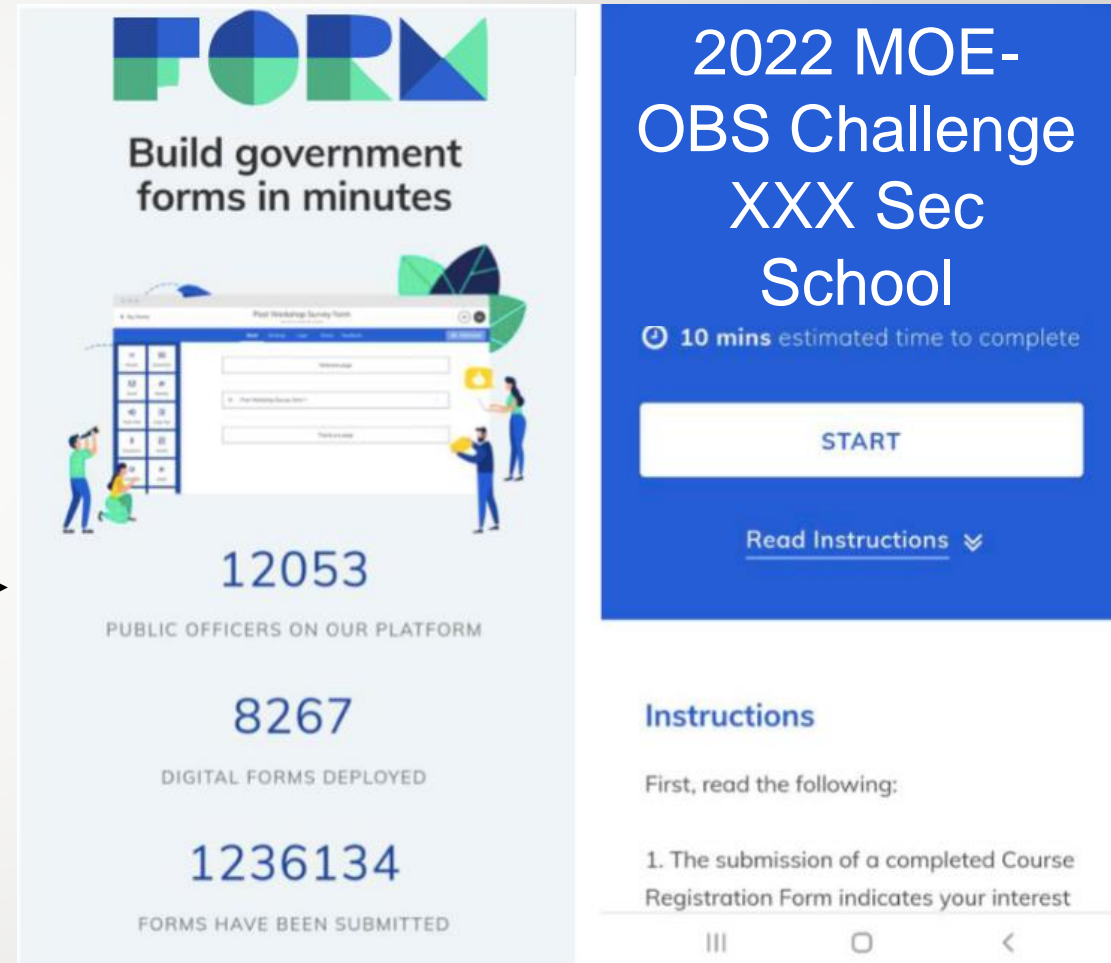


e. Child's tetanus vaccination date at [www.nir.hpb.gov.sg](http://www.nir.hpb.gov.sg)

c. Child's school and class information

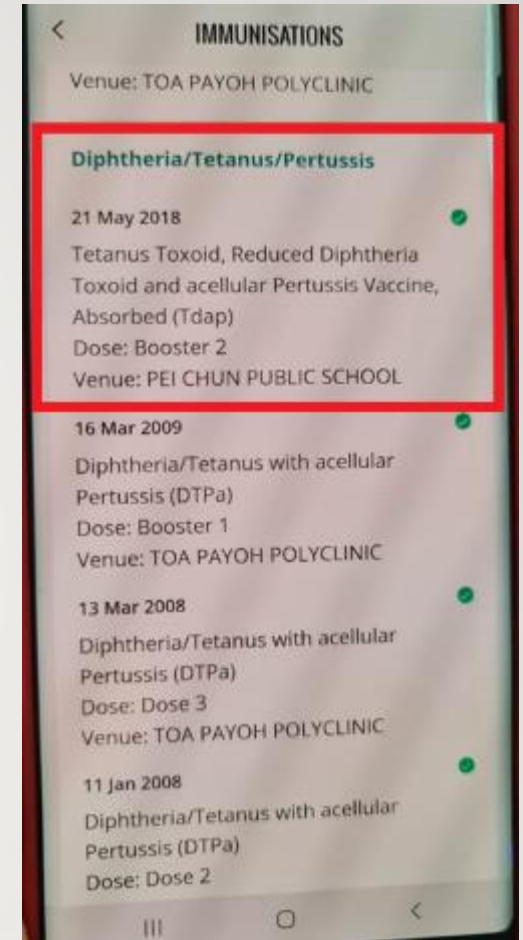
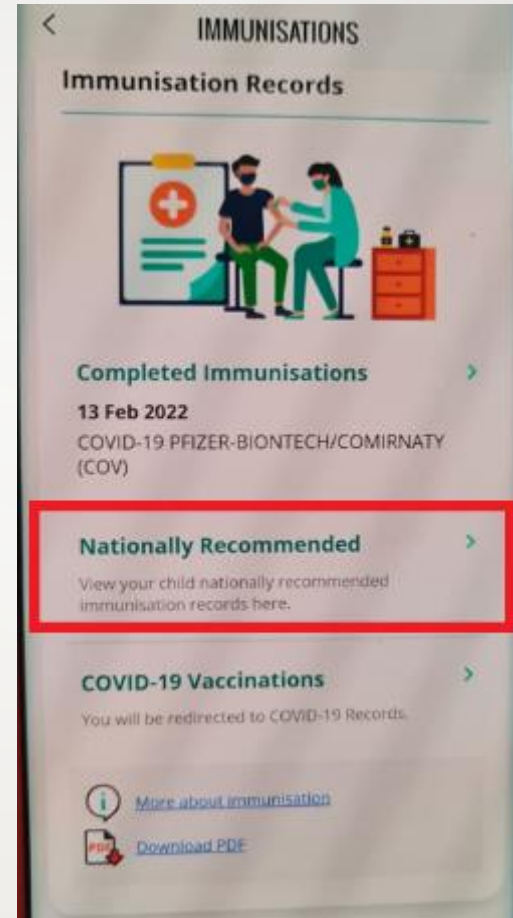
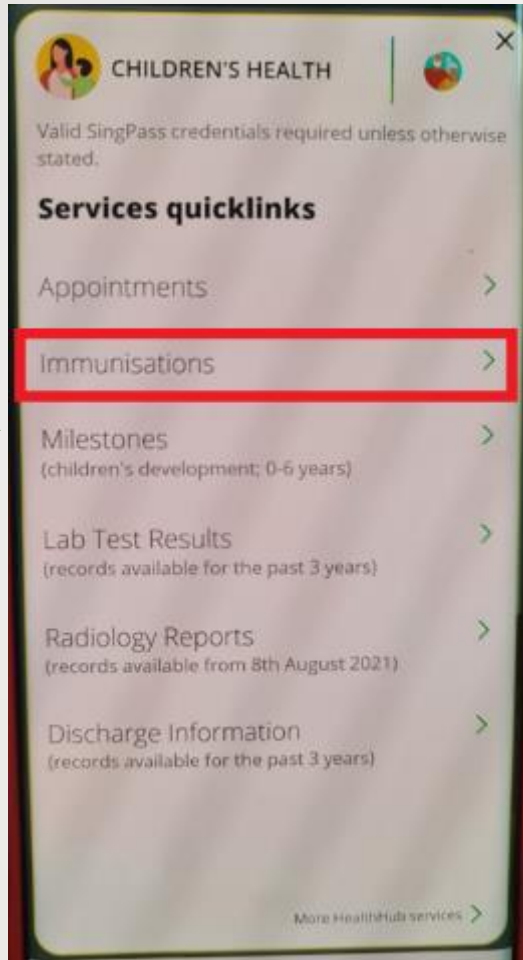
f. Child's Email address

2. Submit your child's e-registration



The screenshot displays the FORM platform interface. At the top, the FORM logo is shown with the text "Build government forms in minutes". Below this, a dashboard shows statistics: 12053 PUBLIC OFFICERS ON OUR PLATFORM, 8267 DIGITAL FORMS DEPLOYED, and 1236134 FORMS HAVE BEEN SUBMITTED. An arrow points from the registration requirements to this interface. On the right, a blue banner for the "2022 MOE-OBS Challenge XXX Sec School" features a "START" button and a "Read Instructions" link. Below the banner, the "Instructions" section begins with "First, read the following:" and lists the first step: "1. The submission of a completed Course Registration Form indicates your interest".

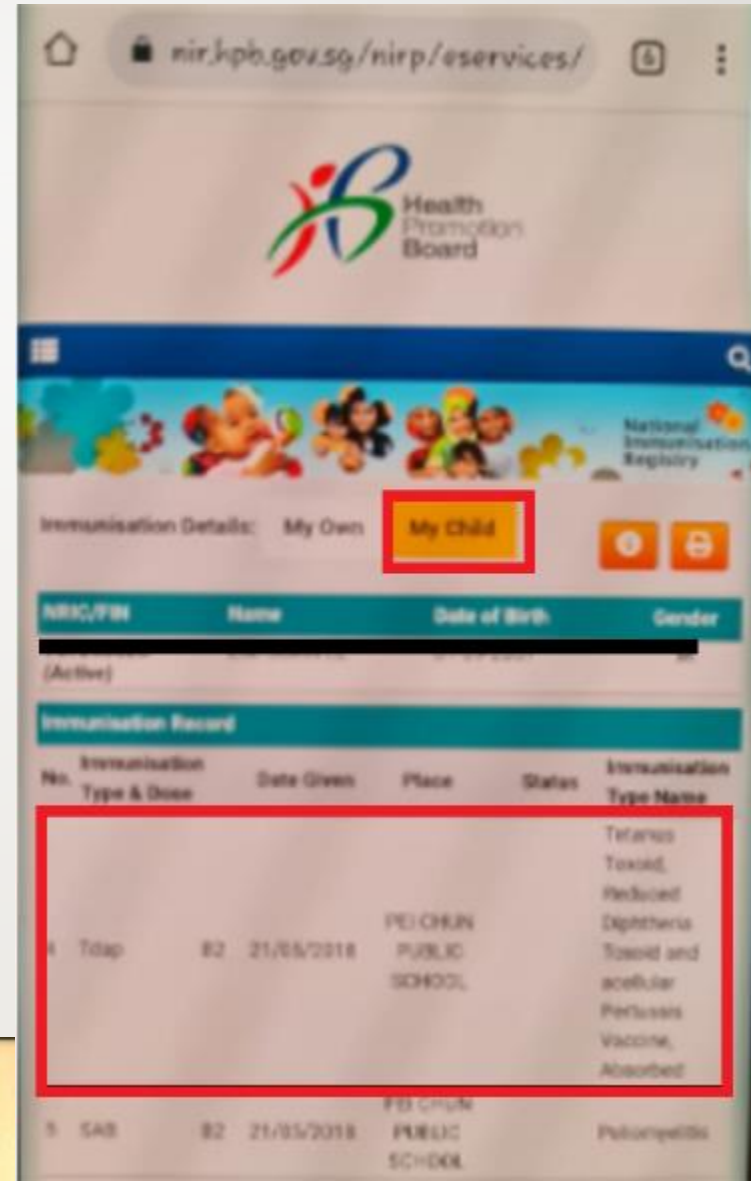

# Child's tetanus vaccination date can be obtained through : **HealthHub app**



Login with 

Child's tetanus vaccination date can be obtained through :

<https://www.nir.hpb.gov.sg/nirp/eservices/login>



**5**

**How can I help to prepare  
my child?**



# A new MOE-OBS Challenge Programme Website page

- A customized website page specifically for MOE-OBS Challenge Programme
- For parents/guardians to keep updated on key information about the programme
- Parents/guardians can better prepare themselves and help their child/ward for the programme



**Outward Bound  
Singapore**

Inspired Individuals, Transformed Communities

Introduction

MOC  
Programme ▾

Safety

Guidelines For  
Parents ▾

FAQs

NOAE Master  
Plan

My OBS Journey



# A Rite of Passage, A Shared Experience

The MOE-OBS Challenge (MOC) programme offers a unique opportunity for the Secondary Three Students. As part of the National Outdoor Adventure Education Masterplan, the MOC programme seeks to develop ruggedness, resilience and build cohesion amongst youths. During the OBS course, students undergo a shared Outdoor Adventure Learning (OAL) experience and are provided opportunities to learn to work together in new, challenging, and authentic situations with their peers to overcome various challenges.

Find out more

## MOE-OBS Challenge Programme website page

<https://go.gov.sg/moc>

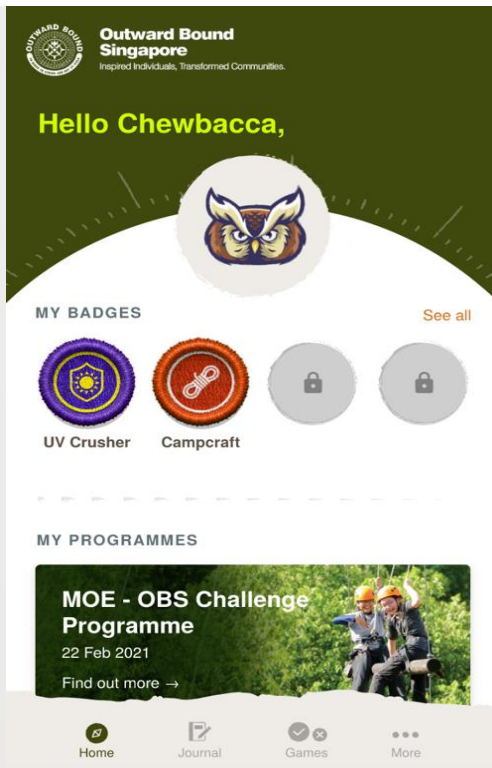


<https://go.gov.sg/moc>

\*Photo was take

# Introducing My OBS Journey Web Application

*Screenshot of My OBS Journey*



- A new web application for enrolled students
- To help students to mentally prepare for the OBS course

# My OBS Journey Web App Features

## What's new? (Resources)

Get yourself ready! Read this list of Resources before playing the games.



[Find out more →](#)

## What do I pack?

Start your OBS adventure and pack right.



[Find out more →](#)

## How do I feel today?

Choose an emoji and express yourself.



[Find out more →](#)

## Who are my Watch Mates?

Find out who's joining you for your OBS adventure!



[Find out more →](#)

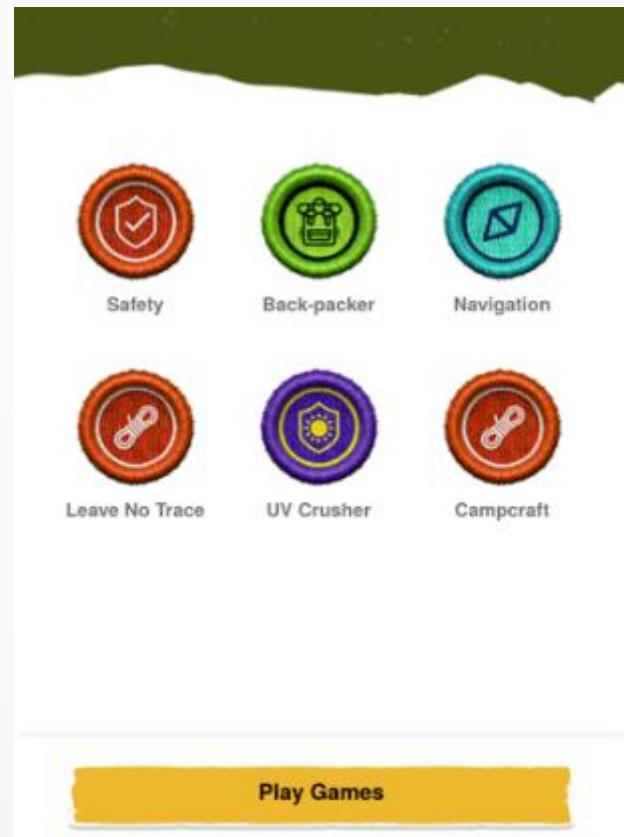
## Reporting Instructions

Get important information for your first day here!



## RESOURCES

It provides reminders for your child e.g. what to pack, countdown to their OBS course and reporting instructions for Day 1.



## GAMES

Games and quizzes for your child to learn about the outdoor knowledge in a fun and engaging way!

# Engagement with Parents - Journeying with your Child Parents Webinar

Wondering what is the OBS experience for your child?

Join us for a live webinar session!

**Date: 1 Jul 2022, Fri**  
**Time: 7:30pm - 9pm**

*Registration link will be made known to parents at a late date.*



# Packing List

Note: Land and water activity items and equipment such as poncho, whistles, Personal Floatation Device (PFD) etc will be provided by OBS.

Students are encouraged to borrow from family/ friends/schoolmates instead of buying.

*\*Packing list can be found on My OBS Journey web application or from the school briefing*

**MOE-OBS CHALLENGE PROGRAMME  
PACKING LIST  
(2-DAY NON-RESIDENTIAL)**

- Follow this guide to help you pack for the programme
- Borrow from friends and family if you do not have the items
- Label your items and pack them into a backpack
- Keep your expensive items at home

Reporting attire and packing list are applicable for both days

**REPORTING ATTIRE**

\* Students who are not in proper reporting attire may not be able to participate in the programme

- 1 pc Long-Sleeved T-shirt or T-shirt with Arm Sleeves
- 1 pair Long Pants
- 1 pair Covered Shoes and Socks

**PACKING LIST**

- 1 set Clean Set of Clothes and Undergarments
- 1 pc Hat or Cap
- 1 pc Small Towel
- 1 pair Extra Covered Shoes and Socks

\* To be continued on the next page

**Long-Sleeved T-shirt & Long Pants**  
Protect against insect bites, abrasion and sunburn.  
\* Military or camouflage print attire is not allowed

**Socks**  
Wear socks that cover the ankle to prevent blisters and protect against insect and sandy bites.

**Footwear**  
Covered shoes need to be worn throughout the day for all activities.  
Wear shoes that fit well, are comfortable and provide support to prevent blisters and injuries.

**PACKING LIST**

- Min. 1 pc Extra Face Mask with Reusable Bag
- 1 bottle Hand Sanitizer
- 1 pc Thermometer
- Sufficient Sun Protection
  - Sunblock (SPF 30 or higher), lip balm and after-sun lotion
- 1 bottle Insect Repellent
- 1 - 2 bottles Water Bottle(s) to hold 2 Litres of Water
  - E.g. 1x 1.5L + 0.5L water bottle
  - Sharing of personal water bottle is not allowed for hygiene purposes
- 1 set Reusable Fork & Spoon
- Sufficient Prescribed Medication in Own Name
  - e.g. inhaler, oral medication (all prescribed medication must be declared before the course starts)
  - \* OTC (over-the-counter) medication is not required
- 1 set MOE-OBS Course Journal & Pen
- Sufficient Plastic Bags / Reusable Bags
- Sufficient Spare Spectacles
  - Secure with spectacles bands
  - Retainers and hooks are not encouraged
- 1 pc EZ Link Card ID

**OTHERS (OPTIONAL)**

- Sufficient Essential Toiletries
- 1 pair Sunglasses
- 1 pc Rain Jacket

**Sun Protection, Insect Repellent & Water Bottle**  
Must-haves to protect against insect bites, sunburn and dehydration.

**Plastic Bags / Reusable Bags**  
To keep your items dry during activities and to pack worn clothes and shoes.



**We hope  
to see your  
child in OBS!**

